



SD-1-T | SD-1sm-T | SD-1g-T PRODUCT SPECIFICATIONS

Frequency Response	60 Hz - 15 kHz (Nominal w/o EQ, substrate dependent)
Max. Program Power	10 W
Transformer Taps	10 W 5 W 2.5 W
Max. SPL @ 1 m (100 Hz - 10 kHz)	80 - 85 dB (Substrate Dependent)
Sensitivity dB @ 2.83 V / 1 m	70 - 75 dB (Substrate Dependent)
Effective 1 W / 1 m Sensitivity	74 dB Drywall (Equivalent to conventional in-wall @ 4 m)
Distance Factor	Approximately ± 4 dB Distance Doubling
Impedance (Nominal)	8 Ω
Coverage Angle @ 50 Hz - 3 kHz	Greater than 120° (See Graph)
Inputs	Wire lead with multiple tap options
Diameter: Housing Body	58 mm 2.3"
Diameter: Mounting Foot	89 mm (3.5") for SD-1-T, SD-1sm-T 51 mm (2") for SD-1g-T
Height	122 mm 4.8"
Weight	0.68 kg 1.5 lbs
Packaging	One per box
Regulatory - CE	Approved
Regulatory - UL	UL 1480A & 2043 approved

Description & Applications

SolidDrive from SoundTube is a patented technology with lasting visual appeal that delivers maximum audio performance because it mounts inside walls, on tables or directly to glass surfaces. Four SolidDrive options ensure maximum performance across multiple substrates including desktops, glass, metal, wood, ceramics, laminates and composites.

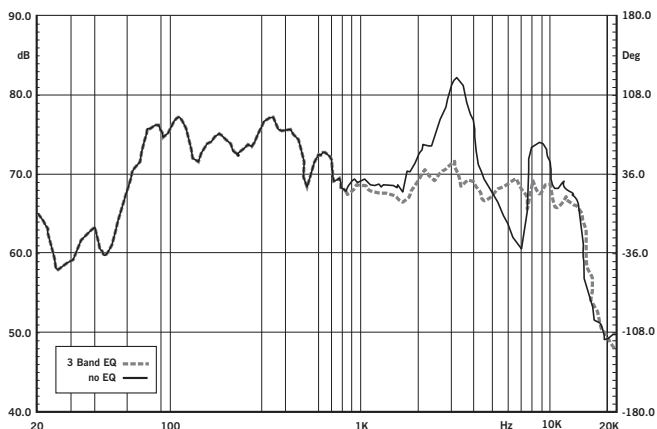
Sturdy mounting for drywall applications come from a patented, galvanized steel balanced cantilever spring bracket that attaches directly to studs. Glass models come with a proprietary, double-sided VHB adhesive disc and surface mount models can be attached directly to the surface through a custom designed mounting foot. Desktop models ship with a silicone pad specifically engineered to transfer maximum acoustical energy to the substrate. All mounting hardware is included with each SolidDrive.

Emulating declassified military sonar technology, the SolidDrive transforms almost any solid surface into a phase-independent, wide dispersion loudspeaker. Pressure waves emit uniformly from the surface regardless of the location of the SolidDrive.

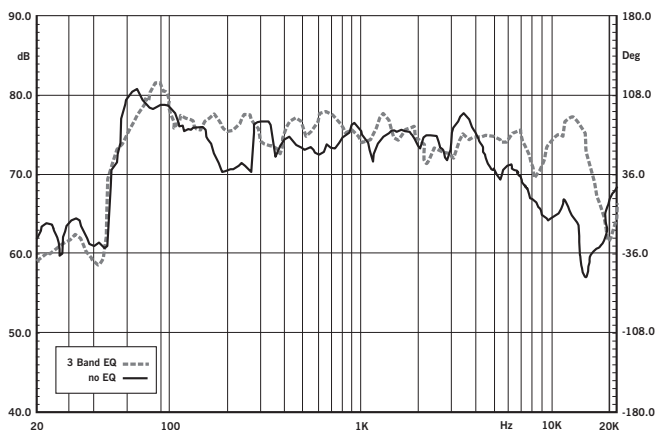
Features

- SolidDrive is a patented technology that utilizes neodymium magnets and dual symmetrically opposed motors to convert audio signals into acoustical energy in a wide variety of substrates.
- Includes an integrated transformer for 70.7V and 100V applications.
- With direct contact to glass, drywall and tabletops, SolidDrive-T units radiate full-range sound across the entire surface.
- Full-frequency sound can be delivered from 60 Hz – 15 kHz with a max SPL of 85 dB and a coverage angle greater than 120° (60 Hz – 3 kHz).
- With transformer taps between 2.5 – 10 W, SolidDrive-T units can deliver single to multi-channel audio for distributed audio applications.
- Patented balanced cantilever spring bracket for behind-wall mounting allows for a completely hidden speaker system in drywall applications.
- For extended system performance, subwoofers are available.
- SolidDrives operate in a virtually friction-free environment and are engineered for infinite life. SolidDrives from SoundTube come with a 7-year warranty.

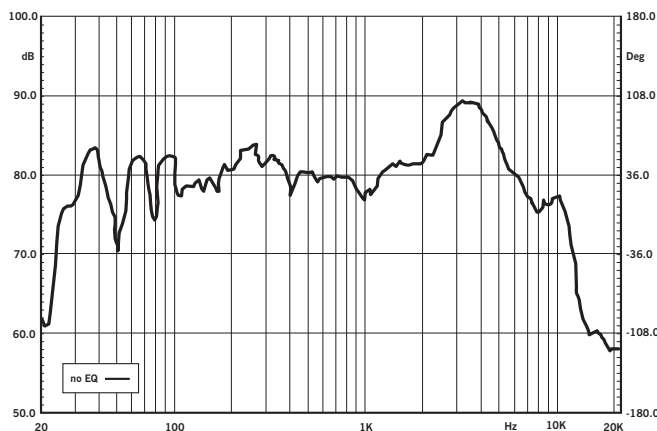
Frequency Response – Typical Dry-wall SolidDrive Response



Frequency Response – Typical Wood Table-Top SolidDrive Response



Frequency Response – Typical Glass SolidDrive Response



Patented Technologies

SoundTube constantly develops new technologies which enhance audio product performance. SoundTube innovations are protected by multiple U.S. and international patents. SoundTube actively defends its patents in order to protect resellers and end-users.

Technical Data and Specification Tools

SoundTube strives to provide complete and effective technical information and data to dealers, engineers, and designers. All data is available from SoundTube.

Data Acquisition

All performance data acquired within SoundTube are analyzed using a variety of standard measurement techniques, including Measured Length Sequence (MLS) and Time Delay Spectrometry (TDS). Performance, development and data acquisition tools include: Gold Line TEF 20, CLIO, LMS, LEAP, and proprietary modeling software. EASE™ data are acquired through an automated CLIO/Outline/EASE™ interface.

Architectural Specifications

The loudspeaker shall consist of a full-frequency range transducer constructed of neodymium magnets with integrated 25/70.7/100-volt transformer with taps at 2.5, 5, and 10 watts.

Performance specifications are dependent upon substrate type and size. Typical production unit specifications shall be as follows: Usable frequency response shall extend from 60 Hz – 15 kHz (± 10 dB, half space, no external equalization). Measured sensitivity (2.83 V input, 1 meter) shall be at least 70 – 75 dB. The speaker shall have a nominal impedance of 8 Ω . Rated power capacity shall be at least 10 W continuous power (RMS) and conform to EIA-426-B testing. Maximum continuous output at 1 meter shall be 85 dB (drywall).

Installation for the SolidDrive shall be: galvanized steel mounting bracket for drywall; double-sided adhesive disc for glass; direct screw mounting for surface mount (wood, etc.).

The enclosure shall be constructed of chrome plated or anodized aluminum.

Overall cabinet dimensions for the SD-1 and SD-1sm shall be no more than 122 mm (4.8") in height by 88.9 mm (3.50") in diameter. The SD-1 shall weigh no more than 0.68 kg or 1.5 lbs.

Overall cabinet dimensions for the SD-1 Desktop and SD-1g shall be no more than 122 mm (4.8") in height by 57.9 mm (2.28") in diameter. The SD-1 shall weigh no more than .68 kg or 1.5 lbs.

SolidDrive models shall come with the following leads:

- SD-1: 559 mm (22") plenum rated speaker wire with screw connector block.
- SD-1g: 1829 mm (72") clear speaker wire with screw connector block.
- SD-1sm: 1829 mm (72") clear speaker wire with screw connector block.
- SD-1 Desktop: 1829 mm (72") black speaker wire with gold RCA plug.

SoundTube®

13720 W. 109th St.
Lenexa, KS 66215
Phone: 913.663.5600
Fax: 913.663.3200
Toll Free: 855.663.5600
www.soundtube.com

All SoundTube speakers come with a 7-year limited warranty.

Technical Data and Specification Tools

Technical Data

SoundTube strives to provide complete and effective technical information and data to dealers, engineers and designers. All data are available from SoundTube.

Data Acquisition

All performance data acquired within SoundTube are analyzed using a variety of standard measurement techniques, including Measured Length Sequence (MLS) and Time Delay Spectrometry (TDS). Performance, development and data acquisition tools include: Gold Line TEF 20, CLIO, LMS, LEAP, and

proprietary modeling software. EASE™ data are acquired through an automated CLIO/Outline/EASE™ interface.

Architectural Specifications

The loudspeaker shall consist of a full-frequency range transducer constructed of neodymium magnets.

Performance specifications are dependent upon substrate type and size. Typical production unit specifications shall be as follows: Useable frequency response shall extend from 60 Hz – 15 kHz (-10 dB, half space, no external equalization). Measured sensitivity (2.83 Volt input, 1 meter) shall be at least 70 – 75 dB. The speaker shall have a nominal impedance of 8

Ohms. Rated power capacity shall be at least 30 Watts continuous power (RMS) and conform to EIA-426-B testing. Maximum continuous input at 1 meter shall be 88.8 dB (drywall).

Installation for the SolidDrive shall be; galvanized steel mounting bracket for drywall; double-sided adhesive disc for glass; direct screw mounting for surface mount (wood, etc.).

The enclosure shall be constructed of chrome plated aluminum.

Overall cabinet dimensions for the SD-1 and SD-1sm shall be no more than 52.8mm (2.08 in) in height by 88.9 mm (3.50 in) in diameter. The SD-1 shall weigh no more than 0.54 kg or 1.2 Lbs.

Overall cabinet dimensions for the SD-1 Desktop and SD-1g shall be no more than 52.8 mm (2.08 in) in height by 57.9 mm (2.28 in) in diameter. The SD-1 shall weigh no more than .050 G or 1.1 Lbs.

SolidDrive models shall come with the following leads:

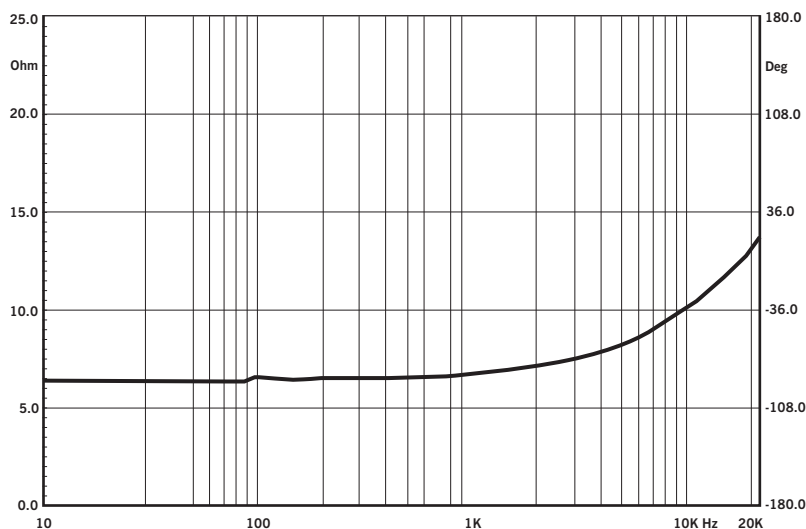
SD-1 – 559 mm (22 in.) plenum rated speaker wire with screw connector block.

SD-1g – 1829mm (72 in) clear speaker wire with screw connector block.

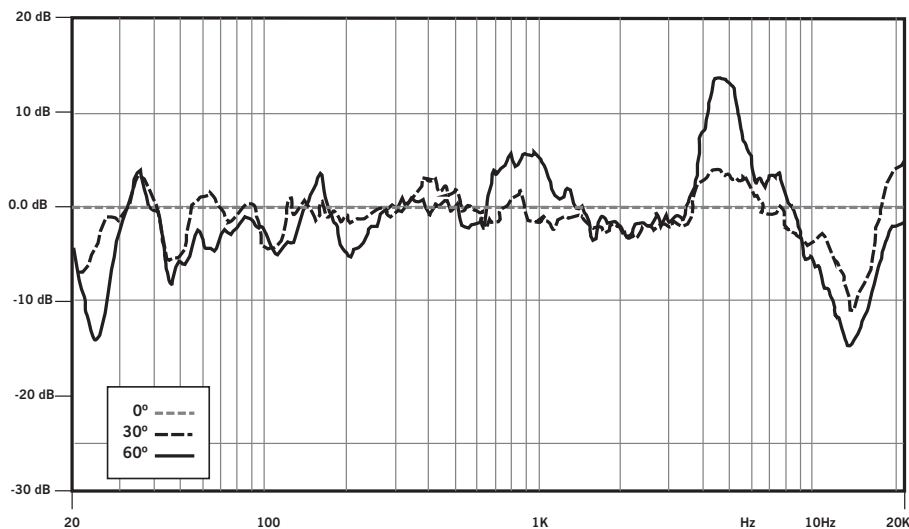
SD-1sm – 1829mm (72 in) clear speaker wire with screw connector block.

SD-1 desktop – 1829mm (72 in) black speaker wire with gold RCA plug.

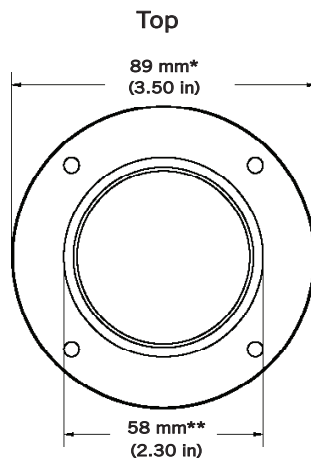
Impedance Response, All Surfaces – Nominal 8 ohm



Directivity Index (DI) - Off Axis Response On 4x8' Drywall Panel
Outdoors in 4' Direction Referenced to 0deg @2m

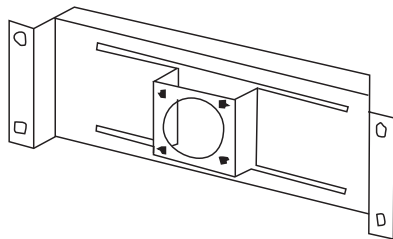


Mechanical Drawings

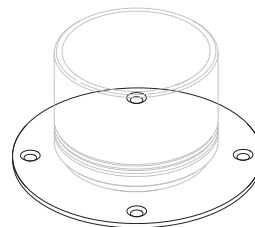


* SD-1 drywall and SD-1sm
**SD1g and SD-1 Desktop

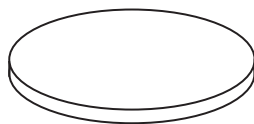
Mounting Options



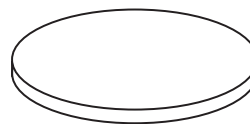
In-wall mount
used with SD-1



Surface mount - mounts screws from back
included with SD-1sm



Double sided VHB pad
included with SD-1g



Silicone pad
included with SD-1 Desktop